












Term	Autumn 1 Term						
Week	Week 1	Week 2	Week 3	Week 4	Week 5	Week 6	Week 7
School values	Respect	Respect	Respect	Respect	Respect	Respect	Respect
Learning habits	Curiosity	Curiosity	Curiosity	Curiosity	Curiosity	Curiosity	Curiosity
Class text	Ruby's Worry	Ruby's Worry	Ruby's Worry	How to Count to One	How to Count to one	The Rainbow Fish	The Rainbow Fish
Real Life Experience				Geography field work – exploring the school grounds to map.		Geography field work – investigating key feature of the playground.	
Events/Celebrations				Black History Month	ADHD Awareness Month		
Phonics	Review Phase 3 GPCs ai ee igh oa oo ar or ur oo ow oi ear	Phase 3 & 4 air er /z/ -es s Reading words with two or more digraphs	Phase 4 CVCC CCVC CCVCC CCCVC Reading words with longer vowels	Phase 5 /ai/ ay play /ow/ ou cloud /oi/ oy toy /ee/ ea each	Phase 5 Review longer words Review tricky words	Phase 5 Review longer words Review tricky words	Phase 5 Review longer words Half termly assessments
English The Write Stuff	Ruby's Worry How Ruby is feeling  Ruby getting away from her worry 	Ruby's Worry What Ruby notices about her worry  Ruby speaks 	Ruby's Worry Ruby is happy  How to Count to One Counting fish	How to Count to One Counting flies  Counting ducks 	How to Count to One Counting worms  Counting pictures	The Rainbow Fish What the rainbow fish looks like How others treat the rainbow fish Where the star fish was Octopus disappearing The rainbow fish is happy  	The Rainbow Fish Planning our story Planning our sentences Independent Writing (2 days) 
Key Vocabulary	anxious jittery emotion verbs sprint scamper	adjective humungous colossal dialogue muttered murmured	verb spring beamed nonfiction phenomenal remarkable	adjective observant raging verb deviously stealthily	senses tepid tropical emotion stupendous unbelievable	glistening swivel slippery sombre delighted digraph	planning independent adjectives verbs emotion senses
SPaG	Capital and Lowercase Letters	Verbs	Suffixes -ing	Finger Spaces	Writing Sentences	Spelling: double consonants (ff, ll, ss, zz, ck)	Review and Assess
Maths White Rose	Place Value within 10 Sorting objects Counting objects Counting objects from a larger group	Place Value within 10 Representing objects Recognising numbers as words Counting on from any number	Place Value within 10 1 more Count backwards within 10 1 less	Place Value within 10 Comparing groups by matching Fewer, more, same Less than, greater than, equal to	Place Value within 10 Compare numbers Order objects and numbers The number line	Place Value within 10 End of unit assessment Addition and Subtraction within 10 Introducing parts and wholes	Addition and Subtraction within 10 Writing number sentences Fact families – addition facts

						The part-whole model	Exploring number bonds within 10
Key Vocabulary	1-10 Count Sort Group	Represent Compare Numerals to 10 Count on Total	More Less On/from Step	Compare Sort Match	Compare Order Count Number line	Part Whole Total Add/plus Subtract/minus Equal Number bond	Add/addition Subtract/minus Total Number bond Fact family
Science	<u>Seasonal Changes</u> Are all leaves the same? Exploring an outdoor space which will be revisited throughout the year Sorting leaves according to colour, texture and size	<u>Seasonal Changes</u> Which animals share our space? Identifying and naming animals found in our local area Learning about bird feeding stations	<u>The Human Body and Senses</u> Is everyone's body the same? Naming basic parts of the human body Learning that animals are mammals	<u>The Human Body and Senses</u> How can we explore the world using our sense of touch? Using parts of our skin to feel things Exploring our sense of touch using different body parts	<u>The Human Body and Senses</u> What can we hear? Exploring our sense of hearing by going on a sound walk Sorting loud and quiet sounds	<u>The Human Body and Senses</u> What smells do we like and dislike? Our noses enable us to smell Our sense of smell is our fourth sense Comparing likes and dislikes with our classmates	<u>The Human Body and Senses</u> What differences can our tongues taste? Our tongues help us taste food and drink Sorting foods into sweet, sour, salty and bitter
Key Vocabulary	Autumn Winter Spring Summer Weather Temperature	Record Bird Season	Record Describe Identify Observe Bird, nest Colour Insect	Group Diagram Identify Brain Mammal Sense Sight	Texture Identify Brain Sense Touch	Group Identify Brain Hearing Sense Sight Touch	Identify Pattern Brain Hearing Sense Sight Smell Touch
Geography	<u>Baseline assessment</u> What is it like here?	<u>Where in the world are we?</u> Locating our school on an aerial map Recognising local landmarks	<u>What can we see in our classroom?</u> Creating a map of the classroom (messy maps) Using directional language	<u>What can we find in our school grounds?</u> Locating key features of the school playground Discovering physical and human features of our locality	<u>Where are the different places in our school?</u> Creating a map of our playground (simple sketch maps)	<u>How do we feel about our playground?</u> Investigating key features of our playground and how we feel about them	<u>Can we make our playground even better?</u> Creating a design to improve our playground End of unit assessment
Key Vocabulary		Aerial Map Village/town/city Landmark England/Wales/Scotland/ Norther Ireland/Ireland	Map Key Symbol Left//right Next to Near/far	Key Feature Physical geography Human geography	Sketch map Symbol Key	Feature Evaluate Describe Justify	Plan Design Improve Edit
Music	<u>Hey You!</u> Song: Hey you! Learn the song 'Hey You!'	<u>Hey You!</u> Song: Me, Myself and I by De La Soul Sing the song 'Hey You!'	<u>Hey You!</u> Song: Fresh Prince of Bel Air	<u>Hey You!</u> Song: Rapper's Delight	<u>Hey You!</u> Song: U Can't Touch This	<u>Hey You!</u> Song: It's Like That Sing the song 'Hey You!' and begin to	<u>Hey You!</u> End of unit performance of 'Hey You!' while singing,

			Sing the song 'Hey You!' and begin to play instrumental part	Sing the song 'Hey you!' while playing instrumental part	Sing the song 'Hey You!' and begin to improvise using instruments within the song	compose within the song	playing instrument and improvising
Key Vocabulary							
Art: Drawing	Spirals Spiral drawings: Make drawings using your body	Spirals Snail drawings: To develop our drawing skills	Spirals Sketchbooks: To make a sketchbook and allow the children to make a place for their sketchbook.	Spirals Close looking: Apply drawing skills to make observational drawings of shells.	Spirals Experimental mark making: mark making with water soluble pens and the changes made	Spirals Reflect and discuss: Time to reflect of the work made	Hairy Maclary activity Children to draw the different textures of the characters from the story.
Key Vocabulary	Spiral Physical Artists	Warm and hot colours Vibrant Colour blending	Sketchbook Recycled	Observation Shells Detail	Water-soluble Texture Colour wheel	Observation Reflect Respect	Drawing Texture
Computing & Online Safety	<u>Getting to know Chromebooks</u> Learning to use a Chromebook: Keyboard Track-pad Logging into a Chromebook	<u>Introduction to Purple Mash</u> Logging in on Purple Mash	<u>Introduction to Purple Mash</u> Understanding how to complete work in the 2Do area	<u>Introduction to Purple Mash</u> Opening activities and saving work	<u>Creative Computing</u> Using paint tools to create a picture	<u>Creative Computing</u> Creating a jigsaw that others can play	<u>Creative Computing</u> Creating a placing game in 2DIY
Key Vocabulary	Username Password Login Safe	Keyboard Trackpad Screen Shift Login	2Do Curser Click Open Save	2Do Work area Complete Save Burger menu	2Do 2Paint Curser Tools	Work area Save Share Burger menu	Open Save 2DIY Tools
Indoor PE	<u>Fitness</u> Developing an understanding of how exercise makes us feel	<u>Fitness</u> Developing an understanding that exercise makes us fit and healthy	<u>Fitness</u> Developing an understanding of how exercise relates to breathing	<u>Fitness</u> Developing an understanding of how exercise helps our brains	<u>Fitness</u> Developing an understanding of how exercise helps our muscles	<u>Fitness</u> Developing an understanding of how exercise helps our wellbeing	<u>Fitness</u> Developing an understanding of the importance of daily exercise
Key Vocabulary	Exercise Health	Jog/run/sprint Exercise Health	Breathing Circulation Muscles	Health Brain Oxygen	Exercise Muscles Grow Strong	Exercise Feelings Endorphins	Exercise Health Daily/frequent Strong
Outdoor PE	<u>Fundamentals</u> Exploring balance, stability and landing safely	<u>Fundamentals</u> Exploring how our bodies move differently when running at different speeds	<u>Fundamentals</u> Exploring changes of direction and dodging	<u>Fundamentals</u> Exploring jumping, hopping and skipping actions	<u>Fundamentals</u> Exploring co-ordination	<u>Fundamentals</u> Exploring combination jumps	<u>Fundamentals</u> Exploring combination jumping and skipping on an individual rope
Key Vocabulary	Balance Frog jump Swing Bend	Walk Run Jog Sprint	Pivot Direction Left/right forward/backward	Jump Hop Skip Bend Swing	Count Bend Swing Upright	Jump Count Bend Swing Upright	Skip Rope Turn Twist Wrists

				Balls of feet			
RE	<u>Christianity: Belonging</u> Engage with the concept of belonging	<u>Christianity: Belonging</u> Enquire about the importance of baptisms to Christians	<u>Christianity: Belonging</u> Explore what happens at a baptism	<u>Christianity: Belonging</u> Explore what Christians believe about belonging to God's family	<u>Christianity: Belonging</u> Explore welcoming people in baptism	<u>Christianity: Belonging</u> Evaluate and Express our learning from this unit	Church Visit
Key Vocabulary	Belong Baptism/Christening Welcomed	Baptism/Christening Vicar	Bible Christian Baptism/Christening	Worship service Baptism/Christening Promise	Baptism/Christening Celebration Prayer	Baptism/Christening Belong Christians	Baptism/Christening Church Worship
PSHE	<u>Family and Relationships</u> What is family? To understand that families look after us.	<u>Family and Relationships</u> What are friendships? To begin to understand the importance and characteristics of positive friendships.	<u>Family and Relationships</u> Recognising other people's emotions To recognise how others show feelings and how to respond	<u>Family and Relationships</u> Working with others To begin to understand how friendships can make us feel	<u>Family and Relationships</u> Friendship problems To begin to understand that friendships can have problems.	<u>Family and Relationships</u> Healthy friendships To begin to understand how being friendly to others makes them feel.	<u>Family and Relationships</u> Gender Stereotypes To begin to understand what is meant by a stereotype.
Key Vocabulary	Relation Family Considerate Respect Brother, sister, parent	Friend Relationship Trust Generous Listen	Emotion Feeling Care Worried Sad Help	Challenge Include Cooperate Work together Team	Communication Solution Friend Problem Talk Falling out	Friendly Included Welcome Trust	Boy Girl Stereotype Favourite
Assessments							Little Wandle Phonics Assessments Geography end of unit assessment Independent writing assessment